










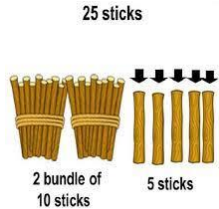



Monday	Tuesday	Wednesday	Thursday	Friday
ENGLISH	ENGLISH	ENGLISH	ENGLISH	ENGLISH
<p>Check SEESAW for literacy activities.</p> <p>Complete your sentence writing in the 'I can write sentences' booklet.</p> <p>Complete a comprehension activity in your Reading Comprehension booklet.</p> <p>Play 'Roll & Read Sight Words'. Roll a dice. Choose and read the number of sight words you roll. Roll 6 times. How many words did you collect?</p>  	<p>Check SEESAW for literacy activities.</p> <p>Complete the next sounds activity in your sound booklet.</p> <p>Complete a comprehension activity in your Reading Comprehension booklet.</p> <p>Watch video on YouTube.</p> <p>https://www.youtube.com/watch?v=EUM-vAOmV1o</p>  <p>Write 3 main ideas from the story and illustrate your writing.</p>	<p>Check SEESAW for literacy activities.</p> <p>Complete your sentence writing in the 'I can write sentences' booklet.</p> <p>Complete the next sounds activity in your sound booklet.</p> <p>Play 'beat the clock' with your sight words. Put the words from the pack in a pile in the centre. Set a timer for 30sec or 1min. see how many words you can read correctly before time runs out.</p> 	<p>Check SEESAW for literacy activities.</p> <p>Complete your sentence writing in the 'I can write sentences' booklet.</p> <p>Complete a comprehension activity in your Reading Comprehension booklet.</p> <p>Play "Clap, Spell Chant" with your sight words. Choose a pile of sight words you know plus a couple of challenge words. Place cards face down to start. Turn over each word one at a time. Say and then spell word while clapping each letter. You may like to use different voices to make it interesting (loud, whisper, happy, grumpy etc).</p> 	 <p>Play spotlight with sight words. Hide your sight words around the house. Use a torch and when you find them read them and write them into your scrapbook.</p>

Mathematics	Mathematics	Mathematics	Mathematics	Mathematics
<p>Check SEESAW for Math activities.</p> <p>Active counting Watch Jack Hartman and get active while you count. Try your own outside-count while you jump, skip or hop.</p>  <p>Sing</p>  <p>https://www.youtube.com/watch?v=2cg-Uc556-Q</p> <p>3D Shapes – Find some items around your home that are 3D shapes.</p> <p>Log on to Mathletics to complete activities.</p>	<p>Check SEESAW for Math activities.</p> <p>Practise writing your numbers outside today in the sand/dirt/ or with water and brushes.</p> <p>Count by 2's to 20, 5's to 50 and 10's to 100.</p> <p>3D Shapes Use blocks or the objects you found yesterday to group objects that roll, slide and stack.</p> <p>Watch https://www.youtube.com/watch?v=AcsUQlxJKjY</p>  <p>Log on to Mathletics to complete activities.</p>	<p>Check SEESAW for Math activities.</p> <p>Play a board game with a family member, for example snakes and ladders.</p> <p>Watch- https://www.youtube.com/watch?v=ZnZYK83utu0</p>  <p>3D Shapes Draw the object in your workbook and write the name of the shape.</p>	<p>Check SEESAW for Math activities.</p> <p>Number – Use Uno cards or playing cards. Use clothes pegs to peg correct number on cards.</p>  <p>Challenge use 2 cards to make larger numbers. Eg 2 and 5 to make 25. Use stick bundles for the 2 tens and 5 single sticks for the 5 ones.</p>  <p>3D Shapes Build A Tower Build your own tower and justify your use of 3D materials.</p> 	<p>Check SEESAW for Math activities.</p> <p>Make a 'Silly Cylinder Monster'. Give them a name and tell me what a cylinder can do (roll, slide, stack).</p> 