

Scone Public School

Year 3



Week 10

Mon 13/9/21- Fri 17/9/21

Stage 2 – Week 10

	Monday	Tuesday	Wednesday	Thursday	Friday
	<p>English</p> <p>Spelling Work for 15 mins on Sound Waves Unit 27. Copy your words, neatly, in your best handwriting</p> <p>Reading Choose an activity from "What's Buzzing?" – Reading Strategy Task Cards" to complete using your "What's Buzzing?" Magazine. If an activity asks you to discuss with a partner, you may talk to</p>	<p>English</p> <p>Spelling Work for 15 mins on Sound Waves Unit 27. Write out your favourite ten words in a way that connects them together like a scrabble board or crossword.</p> <p>Reading Choose an activity from "What's Buzzing?" – Reading Strategy Task Cards" to complete using your "What's Buzzing?" Magazine. If an activity asks you to discuss with a partner, you may talk to</p>	<p>English</p> <p>Spelling Work for 15 mins on Sound Waves Unit 27. Copy your words, neatly, in your best handwriting.</p> <p>Reading Choose an activity from "What's Buzzing?" – Reading Strategy Task Cards" to complete using your "What's Buzzing?" Magazine. If an activity asks you to discuss with a partner, you may talk to</p>	<p>English</p> <p>Spelling Work for 15 mins on Sound Waves Unit 27. Using your finger, write your words in the air.</p> <p>Reading Choose an activity from "What's Buzzing?" – Reading Strategy Task Cards" to complete using your "What's Buzzing?" Magazine. If an activity asks you to discuss with a partner, you may talk to</p>	<p>English</p> <p>Spelling Work for 15 mins on Sound Waves Unit 27. Ask an adult or older sibling to test you on your words.</p> <p>Reading Choose an activity from "What's Buzzing?" – Reading Strategy Task Cards" to complete using your "What's Buzzing?" Magazine. If an activity asks you to discuss with a partner, you may talk to</p>

Monday	Tuesday	Wednesday	Thursday	Friday
<p>someone at home or choose to write your thoughts down in your red workbook.</p> <p>Writing</p> <p>Look carefully at both of the pictures listed for Monday in your Week 10 Pobble Writing Prompts. If you were in the pictures, what would you see? What would you taste? What would you hear? What would you smell? How or what would you feel? Write any text type (eg information report, narrative, persuasion) using one of the pictures as a prompt.</p>	<p>someone at home or choose to write your thoughts down in your red workbook.</p> <p>Writing</p> <p>Look carefully at both of the pictures listed for Tuesday in your Week 10 Pobble Writing Prompts. If you were in the pictures, what would you see? What would you taste? What would you hear? What would you smell? How or what would you feel? Write any text type (eg information report, narrative, persuasion) using one of the pictures as a prompt.</p>	<p>someone at home or choose to write your thoughts down in your red workbook.</p> <p>Writing</p> <p>Look carefully at both of the pictures listed for Wednesday in your Week 10 Pobble Writing Prompts. If you were in the pictures, what would you see? What would you taste? What would you hear? What would you smell? How or what would you feel? Write any text type (eg information report, narrative, persuasion) using one of the pictures as a prompt.</p>	<p>someone at home or choose to write your thoughts down in your red workbook.</p> <p>Writing</p> <p>Look carefully at both of the pictures listed for Thursday in your Week 10 Pobble Writing Prompts. If you were in the pictures, what would you see? What would you taste? What would you hear? What would you smell? How or what would you feel? Write any text type (eg information report, narrative, persuasion) using one of the pictures as a prompt.</p>	<p>someone at home or choose to write your thoughts down in your red workbook.</p> <p>Writing</p> <p>Use the Friday picture prompts from your Week 10 Pobble Writing Prompts to write any text type you'd like OR publish your favourite text from your writing this week in any form you'd like. If you choose to publish your work, please make sure you carefully edit it before publishing.</p>
Break	Break	Break	Break	Break

Monday

Tuesday

Wednesday

Thursday

Friday

Mathematics

Number busting

Our number for today is 697. Draw and write everything you know about 697 and how to make it (you can use addition, subtraction, multiplication or division). You might like to also think about factors and multiples of the number.

Volume measuring

Look at all the products in your bathroom, e.g. shampoo, hand soap, etc. Record the number of millilitres in each one.

Mathematics

Times tables practice

Choose an app or use paper to practice your times tables.

Lines search

Search your home for parallel and perpendicular lines.



Not Parallel



Perpendicular

Is there a room that has more of one than the other? Make a double bar graph showing the number of parallel and

Mathematics

Word problems

If the answer is \$11.50, what could the question be? Write at least three different word problems that have an answer of \$11.50.

The counting game

Click the link to see the game -

<https://sites.google.com/education.nsw.gov.au/get-mathematical-stage-2/contexts-for-practise/the-counting-game-multiples>

Find a partner to play 'The Counting Game'.

Mathematics

Maths stack

Find a pack of cards and remove the picture cards (J, Q and K). With the rest of the cards, make two piles. Flip over the top card in each pile and multiply the numbers together. You could also play against a partner

Maths test

Roll a die 4 times and add the numbers together. Repeat this 10 times.

Create a maths test where the 10 sums are the answers. Make sure to include

Mathematics

Play a board game with a family member, or another game from this week.

Order! Order!

Click the link to see the game being played -

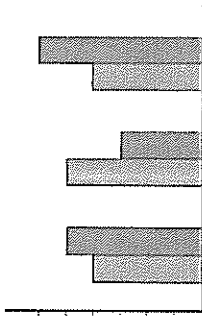
<https://sites.google.com/education.nsw.gov.au/get-mathematical-stage-2/contexts-for-practise/order-order-2>

You can play on your own or with a partner.

You will need sticky notes (or blank paper), textas, four 0-9 dice (you could also use playing cards, a spinner or numeral cards).

How to play:

Roll the dice and create and record a 4-digit number.

Monday		Tuesday		Wednesday		Thursday		Friday	
	<p>How many total millilitres do you have? How many cups? How many litres?</p> <p>Remember that there are 1000ml in 1 litre and 250ml in 1 cup.</p>	<p>perpendicular lines you found in each room. List the rooms along the bottom of the graph. Use different colours to show the parallel and perpendicular lines.</p> 	<p>You need a piece of paper and a pen.</p> <p>Choose a different target number and number to count by than you used last time.</p>	<p>number sentences as well as one- and two-step word problems.</p>	<p>Repeat until you have 4 numbers. Place the cards in the order you made them.</p> <p>Then, order them from smallest to largest, and largest to smallest in the fewest moves possible, moving only adjacent cards (cards that are next to each other). How many moves did it take? Play again and see if you can beat your score!</p>				
Break	Break	Break	Break	Break	Break	Break	Break	Break	Break
	<p>Creative Arts</p> <p>Dance</p> <p>Warm up with your favourite dances or a session of Cosmic yoga. Practise your concert item. (It is very important you remember your part in your concert item for</p>	<p>Science and Technology</p> <p>Using Red e learn, investigate the <i>Wurdi Youyang</i> site in Victoria. Historians believe it may be one of the oldest astronomical sites in the world. Explain what is special about</p>	<p>Geography</p> <p>Complete Ms Mateer's Geography activity.</p>	<p>STEM</p> <p>Choose one or more activities from the STEM ED Bingo grid.</p>	<p>PDHPE</p> <p>Complete Ms Mateer's Safety activity.</p>				

Monday	Tuesday	Wednesday	Thursday	Friday
	when we come back!)	this site. How did / do Aboriginal people use the sky to guide them?		

Other Activities

AR – if you have read an AR book don't forget to log on and take the quiz in your portal

Year 4 – don't forget to keep practising your musical instrument

STEM Grid – complete more of the fun STEM challenges

Mathletics – log on and complete some of your Mathletics activities

BTN – Watch Behind The News online



Week 10

Year 4 Extension
oo as in book
ambush
bulldozer
bulletin
bullion
bullocky
bushel
butcher
courier
cuckoo
cushion
footloose
fulfilment
kookaburra
likelihood
rookery

Year 3
oo as in book
look
good
took
book
put
pull
full
foot
could
would
should
push
bush
putting
goodbye
woman
wood
hook
shook
stood
couldn't
wouldn't
shouldn't
unhook
wooden
butcher
cushion

neighbourhood
understood
pulley



Unit 27



oo u book bush

List Words

- look _____
- good _____
- took _____
- book _____
- put _____
- pull _____
- full _____
- foot _____
- could _____
- would _____
- should _____
- push _____
- bush _____
- putting _____
- goodbye _____
- woman _____
- wood _____
- hook _____
- shook _____
- stood _____
- couldn't _____
- wouldn't _____
- shouldn't _____
- unhook _____
- wooden _____

Grapheme Chart

letters	words

1 Circle the letters that represent in the List Words.

2 Write any other letters that can represent on the Grapheme Chart.
Write one word example for each.

3 Write one stroke for every sound in each List Word.

4 Unjumble the letters to make words.

odow _____ ohok _____ odog _____
 kloo _____ todos _____ toof _____
 obok _____ koot _____ ksoho _____

5 Colour the letter u if it represents in the word.

full gull pull bull cut put shut bush rush push

6 Write contractions for the following pairs of words. Select the best contraction to finish each sentence.

Turn to **9** page 79.


could not _____ would not _____

should not _____

You _____ run across the road.

You _____ drive a car to the moon.

You _____ be able to swim to America.



7 Write the past tense of the verbs (doing words) in the brackets to complete the sentences.

Turn to **8** page 79.

Yesterday I _____ when I was cold. (shake)

Yesterday I _____ my sister on the swing. (push)

Yesterday I _____ the sled up the hill. (pull)


Yesterday I _____ over there. (stand)

8 Finish the sentences with words from the book.

_____ you like to chop the _____?

_____ you like to know how I made it?

You _____ be able to chop through a log in five seconds.



9 Select words from the box that can have the suffix **ful** added to make sensible words.

Write the words on the lines, for example *play - playful*.

★ The suffix **ful** can mean *full of*.

care	card	held	help
hose	hope	thank	think
jog	joy	colour	collar

10 Count the sounds in these words. Write the letter or letters for each sound in a separate box.


Find the book title by writing the letters from the shaded boxes in the boxes with matching numbers.

thankful	1							8	bull	2				
joyful		3	9						could	5				
woman	7	4							stood					6

What is the title of my book?

1	e	2	3
---	---	---	---

Wh	4	5	r	ie	6	7	4	8	9
----	---	---	---	----	---	---	---	---	---



Challenge

Unjumble the words to make titles of books. Design a book cover for one of the books. Include the title on the book cover.


het lulb how okot het obko

het rokoc hiwt eth rose toof

het nam hwo olnctud' okco

teh yob ohw shedpu eht llub

teh manow how todos no a ohok



Week 10 – POBBLE WRITING PROMPTS

Monday

World of Ice



The Race




Tuesday

Beasts of the Past




The Dragon



Wednesday

Ancient Egypt



Superheroes




Thursday


Tree of Life



Explorers



Friday



1. The first part of the document discusses the importance of maintaining accurate records for all transactions. It emphasizes that proper record-keeping is essential for financial transparency and accountability. This section also outlines the various methods used to collect and analyze data, ensuring that the information is reliable and up-to-date.

2. The second part of the document focuses on the implementation of these practices across different departments. It provides detailed instructions on how to integrate these procedures into existing workflows, ensuring that all staff members are trained and equipped to handle the data effectively. This section also addresses potential challenges and offers solutions to overcome them.

3. The final part of the document summarizes the key findings and conclusions. It highlights the benefits of the implemented practices, such as improved efficiency and better decision-making. It also provides recommendations for future improvements and ongoing monitoring to ensure the system remains effective over time.

4. The document concludes with a call to action, urging all stakeholders to commit to the principles of transparency and accountability. It emphasizes that these values are not just administrative requirements but are fundamental to the organization's success and long-term sustainability. The document also provides contact information for further inquiries and support.

**FOOD
BANK**

FIGHTING HUNGER
IN AUSTRALIA

Healthy Food Search

Find the healthy foods in the puzzle below.



T	A	E	M	N	A	E	L	S	E	G	G
U	P	W	A	T	E	R	M	E	L	O	N
H	P	Y	O	G	H	U	R	T	T	R	Y
C	L	B	A	N	A	N	A	A	C	A	R
A	E	C	A	R	R	O	T	P	H	N	R
E	T	O	M	A	T	O	E	R	E	G	E
P	I	N	E	A	P	P	L	E	E	E	B
P	H	W	A	T	E	R	E	R	S	E	W
E	O	F	E	O	N	I	O	N	E	C	A
A	S	E	L	D	O	O	N	O	O	I	R
R	W	I	L	O	C	C	O	R	B	R	T
S	D	E	G	G	P	L	A	N	T	S	S

**Apple, Banana, Broccoli, Carrot, Cheese, Egg, Eggplant,
Lean Meat, Noodles, Onion, Orange, Peach, Pear,
Pineapple, Rice, Strawberry, Sweet Potato, Tomato,
Water, Watermelon, Yoghurt**




Discover the secret words by using the leftover letters.



Health with Ms Mateer

Design a poster to encourage younger students to eat healthy foods and exercise





Yr 4 Geography Environments

e a g e s c l i m a t e
s q w r p c e k r a p v
d j h o i o n r a j l e
n s g s r n v e i a a g
a a u i i n i t n e n e
l v t o t e r l f s o t
s a a n u c o e o t i a
s n t r a t n h r h t t
a n i l l i m s e e o i
r a b s d o e r s t m o
g h a o m n n n t i e n
g p h r k g t v e c b c

grasslands

rainforest

savannah

vegetation

climate

environment

erosion

habitat

connection

aesthetic

emotional


spiritual



Geography with Ms Mateer

Draw a natural place found in Scone or near where you live

(for example, Lake Glenbawn, Scone Mountain, Burning Mountain or the Washpools)



Research and write down 5 facts about your chosen place:

(If you do not have access to the internet please use the information attached on Lake Glenbawn)

The building of Lake Glenbawn commenced in late 1947 and was completed in late 1957. Glenbawn Dam is a major dam on the Hunter River and is the fourth largest earth-filled embankment dam in Australia by volume. The dam is located approximately 14 kilometres east of Scone. The dam was built by the New South Wales Water Conservation & Irrigation Commission to supply water for irrigation and flood mitigation. Glenbawn Dam is a popular inland sport and recreation destination offering year-round attractions like water sports, fishing, bird watching, bushwalking, camping and picnics. The dam has one of the largest rock-fill embankment walls in Australia. It is 100 metres high and 1.1 kilometres long.

1. _____

2. _____

3. _____

4. _____

5. _____
