

Year 1
Remote
Learning
Week 10

Stage 1 Remote Learning Week 10

Task	Monday	Tuesday	Wednesday	Thursday	Friday
	<p>Make your bed and tidy your room. Have a good breakfast.</p> <p>Check for an email from your teacher.</p>	<p>Make your bed and tidy your room. Have a good breakfast.</p> <p>Check for an email from your teacher.</p>	<p>Make your bed and tidy your room. Have a good breakfast.</p> <p>Check for an email from your teacher.</p>	<p>Make your bed and tidy your room. Have a good breakfast.</p> <p>Check for an email from your teacher.</p>	<p>Make your bed and tidy your room. Have a good breakfast.</p> <p>Check for an email from your teacher.</p>
English Tasks	<p>Spelling - Revision – ck words</p> <p>Reading - Read a book from your shelf at home or your home reader for about 15 minutes</p> <p>Writing - Sentence a day worksheet</p>	<p>Comprehension A day at dinosaur beach</p> <p>Reading - Read a book from your shelf at home or your home reader for about 15 minutes</p> <p>Writing - Sentence a day worksheet</p>	<p>Spelling - Revision – ch words</p> <p>Reading - Read a book from your shelf at home or your home reader for about 15 minutes</p> <p>Writing - Sentence a day worksheet</p>	<p>Comprehension Sleep-over</p> <p>Reading - Read a book from your shelf at home or your home reader for about 15 minutes</p> <p>Writing - Sentence a day worksheet</p>	<p>Spelling - Revision – ing words</p> <p>Reading - Read a book from your shelf at home or your home reader for about 15 minutes</p> <p>Writing - Sentence a day worksheet</p>

Mathematics Tasks	<p>Maths - <u>Fractions</u> Each time you have something to eat today try cutting it into half – make sure you have 2 equal pieces</p> <p>Finish the Maths page for today in your booklet. Then... Mathletics</p>	<p>Maths - <u>Fractions</u> Each time you have something to eat today try cutting it into quarters – make sure you have 4 equal pieces</p> <p>Finish the Maths page for today in your Maths booklet. Then... Mathletics.</p>	<p>Maths - <u>2D Shapes</u> Draw and label these shapes – circle, rectangle, square, hexagon, pentagon, octagon.</p> <p>Finish the Maths page for today in your booklet. Then... Mathletics</p>	<p>Geography - Cut and paste Gogography activity from Ms Mateer</p> <p>Maths - Finish the Maths page for today in your booklet. Then... Mathletics</p>	<p>Finish the Maths page for today in your booklet. Then... Mathletics .</p>
--------------------------	--	---	--	--	--

Stage 1 Remote Learning Week 10

<p>Something Extra if you have time!</p>	<p>Creative Arts Do some dancing using Ms Mateers dance ideas sheet. (Year 2) OR Put on some music and design a dance to perform for your family</p>	<p>Science "WET, WET, WET" See attached sheets for instructions</p>	<p>Wellbeing Wednesday Listen to some music and do some colouring.</p>	<p>Physical Education Go for a ride on your bike or challenge someone to a game of soccer or handball.</p>	<p>IF WE GET TO HERE WE DEFINITELY DESERVE SOME FREE TIME AND A HOLIDAY !! GREAT JOB</p>
<p>Parent Signature</p>					

Name: _____

Date: _____

Word Work Grid

Complete each of the activities in this grid. Write the date you completed each activity on the line provided.

<p>Syllable Sort</p> <p>Write your spelling words in order from least amount of syllables to the most. Words with the same number of syllables should be in alphabetical order.</p> <p>Date: _____</p>	<p>Odd One Out</p> <p>For each of your spelling words, write four words. One is your spelling word, two relate to your spelling word and one is the odd word out that doesn't fit with the other two.</p> <p>Date: _____</p>	<p>Wacky Words</p> <p>On a sheet of paper, write your spelling words in different directions, filling up the whole sheet. Use different colours and types of writing for each word.</p> <p>Date: _____</p>	<p>Word Detective</p> <p>Write three clues about four of your spelling words. Ask someone to try to guess your spelling words using your clues.</p> <p>Date: _____</p>	<p>Digging in the Dictionary</p> <p>Use a dictionary to find the definition and write a sentence for each of your spelling words.</p> <p>Date: _____</p>
<p>Rhyming Wheels</p> <p>Think of as many words as you can that rhyme with your spelling words.</p> <p>Date: _____</p>	<p>Alliteration</p> <p>Write a sentence for each of your spelling words using as much alliteration as possible.</p> <p>Date: _____</p>	<p>Sentence Smart</p> <p>Write a sentence for each of your spelling words.</p> <p>Date: _____</p>	<p>Story Time</p> <p>Write a story using as many of your spelling words as you can. Underline each of your spelling words.</p> <p>Date: _____</p>	<p>Sort Them Out</p> <p>Sort the words on your spelling list into three different categories of your choice.</p> <p>Date: _____</p>
<p>Word Search</p> <p>Create your own word search using all the words on your spelling list.</p> <p>Date: _____</p>	<p>Handwriting Hero</p> <p>Write out your spelling words in your very best cursive handwriting.</p> <p>Date: _____</p>	<p>Letter Lingo</p> <p>Write a letter to a friend. Use as many spelling words in your letter as you can.</p> <p>Date: _____</p>	<p>Words Within Words</p> <p>Make a list of as many smaller words you can find in the words on your spelling list.</p> <p>Date: _____</p>	<p>Code Breaker</p> <p>Use the code guide to make a code for each of your spelling words.</p> <p>Date: _____</p>

back duck neck pack pick
 rock sick sack lick sock

1 Write the **ck** words that match the pictures.







2 Choose a list word to finish each sentence. Draw a picture to match a sentence.

I will _____ my bag.

Help me to _____ up the toys.

We swam _____ to the rocks.

3 Can you find the list words hidden in the box? Write them down.

a	p	i	c	k	b
s	o	c	k	e	y
c	p	l	i	c	k
m	e	d	u	c	k
s	i	c	k	o	f
c	r	o	c	k	n

4 Put the missing vowel in each of these words.



n _ ck



s _ ck



s _ ck



d _ ck



r _ ck



Name: _____

Date: _____

Write a sentence using this beginning: (then add another sentence)

Does your statement have:

- Capital letters,
- full stops,
- spaces
- makes sense
- a subject
- a verb

Did you:


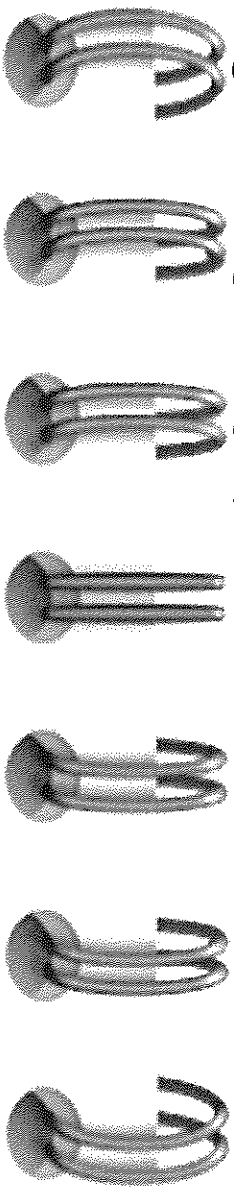
- use letter sounds to help you write words
- Hold your pencil the correct way

Self Assessment Emoji!

How I feel about my work

Peer Assessment Emoji!

How my friend feels about my work



The little dinosaur _____

A large writing area with horizontal lines and a vertical dashed midline, intended for students to write their sentences.

1

 $3 + 6 = \square$	 $\square + \square = \square$	 $\square + \square = \square$
 $\square + \square = \square$	 $\square + \square = \square$	 $\square + \square = \square$

2 Colour balls that match.


	$8 + 1$	$7 + 1$	$4 + 4$	$6 + 3$	$3 + 7$
	$3 + 3$	$4 + 2$	$3 + 7$	$3 + 5$	$5 + 1$
	$10 + 0$	$5 + 5$	$8 + 2$	$4 + 7$	$6 + 5$



Challenge! Can you find 3 balls that add to 25?



8 A Day at Dinosaur Beach



Colour in

Can you colour in the picture?

- 1 Put some **pink** cream on the baby dinosaur's nose.
- 2 Colour the fat dinosaur **green**.
- 3 Make the dinosaur with no shirt **red**.
- 4 Colour the beach ball **yellow** and **white**.
- 5 Colour the mother dinosaur's hat **purple**.
- 6 The dinosaur with the icecream should be **brown**.
- 7 Draw **blue** stripes on the girl dinosaur's shirt.
- 8 Colour the rest of the picture.


Write about it

Write a sentence about the dinosaur picture.

What kind of dinosaur?

Use the words from the box to tell what kind of dinosaur we mean:

These words are called **adjectives**.



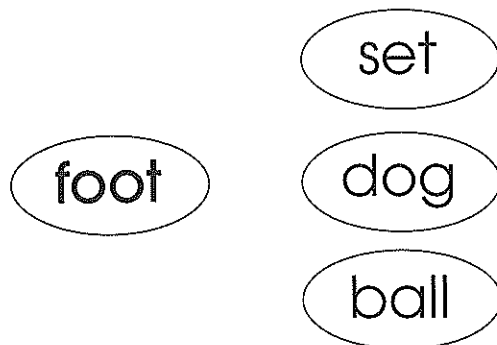
lazy sleepy strong hungry baby

- 1 The _____ dinosaur can lift a big rock.
- 2 A _____ dinosaur must find food.
- 3 The _____ dinosaur slept all day.
- 4 Why won't the _____ dinosaur work?
- 5 How long will it take for the _____ dinosaur to grow up?

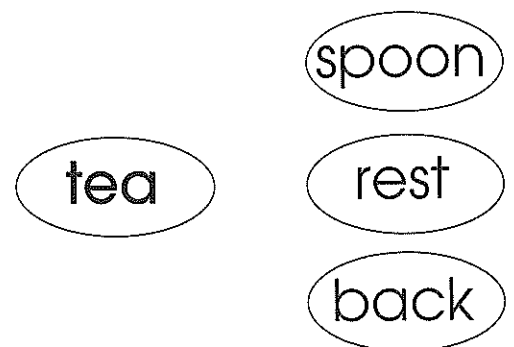
Dinosaur eggs

Match the dinosaur eggs to make a word.
Colour them the same colour.

1



2



Draw a dinosaur baby inside a dinosaur egg.



Name: _____

Date: _____

Write a sentence using this beginning: (then add another sentence)

Does your statement have:

- Capital letters,
- full stops,
- spaces
- makes sense
- a subject
- a verb

Did you:

- use letter sounds to help you write words
- Hold your pencil the correct way


Self Assessment Emoji!

How I feel about my work


Peer Assessment Emoji!

Peer Assessment Emoji!

How my friend feels about my work



My best friend _____



Handwriting practice area with a grid of lines. The first line is a solid top line, followed by a dashed midline, and a solid bottom line. The text 'My best friend' is written on the top line, followed by a blank space for the student to complete the sentence.

Revision Term 2

1 Colour the circles that add to 10.

$10+0$

$6+5$

$5+5$

$9+1$

$2+7$

$8+2$

2 Count in twos. Are the numbers odd or even?



3



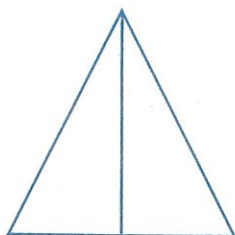

$5 - 3 = \square$

$7 - 4 = \square$

$6 - 2 = \square$

$8 - 5 = \square$

4 Colour one half.



5 Circle the person on the right.



Wet, Wet, Wet

WATER IS PRETTY IMPORTANT in the kitchen, but have you ever thought about the changes it goes through every day? Heat it up or cool it down, and some rather weird things start to happen.

Makes a change


For this experiment you hardly have to do a thing, just hang around the kitchen and you'll see how water goes through some pretty amazing transformations.

Heat up water enough and it turns into a gas called steam. The steam escapes into the air where it mixes with clouds and other moisture.



Steam

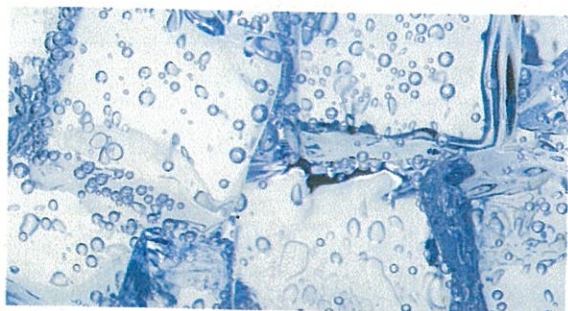
Watch the drips of a leaky tap. This is the liquid state in which we see water most often, although it only looks like this between a temperature of 0°C (32°F) and 100°C (212°F).



Water

Look in the freezer.

It's minus 15°C (5°F) or colder in there. At this temperature water turns to solid ice. That's why the Arctic Ocean has an ice lid on it for much of the year.




Ice

Light at the top

Did you know warm water is lighter than cold water? So if hot water weighs a tiny bit less than cold, does it float on top? You may get soaked with this experiment, but at least you'll get an answer.





 Find two jars exactly the same size. Fill one with hot water and add a drop of red food colouring. Fill the other with cold water and add blue food colouring. Fill up the jars until the water bulges over the rim.

Watery science

Hot water is less dense than cold water, so it floats on top of it. That's because less dense things float on more dense ones. Lighter warm water always rises to the top of cold dense water. This is especially important in the sea since it helps currents to flow around the world.

Gently place a square piece of cardboard over the red jar so it seals in the water. Now you have to act quickly. Pick up the red jar and flip it upside down. If you get it right, the water will hold the cardboard in place. If you don't – you'll get soaked.

You may have to practise flipping the top jar a few times.

Put the red jar exactly on top of the blue jar. Hold them together and get someone to ease the card out carefully. What happens? Try the same experiment, but with the blue jar on top. What happens to the colours this time?



chin chop chip chap chat
chum rich such much

1 Write the **ch** words that match the pictures.







2 Choose a list word to finish each sentence. Draw a picture to match a sentence.

We ran _____ a long way.

He ate too _____ cake.

My _____ came to play with me.

3 Can you find the list words hidden in the box? Write them down.

c	h	a	t	e	s
s	u	c	h	i	m
c	r	i	c	h	e
p	e	c	h	a	p
s	m	u	c	h	y
a	u	c	h	u	m

4 Put the missing vowel in each of these words.



ch _ p



ch _ p



ch _ p



ch _ n



Name: _____

Date: _____

Write a sentence using this beginning: (then add another sentence)

Does your statement have:

- Capital letters,
- full stops,
- spaces
- makes sense
- a subject
- a verb

Did you:


- use letter sounds to help you write words
- Hold your pencil the correct way

Self Assessment Emoji!

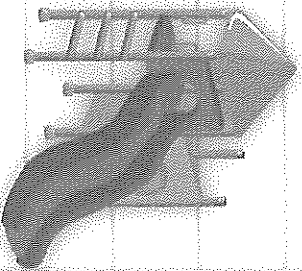
How I feel about my work

Peer Assessment Emoji!

How my friend feels about my work



The playground



A large writing area with horizontal lines and a vertical dashed midline, intended for the student to write a sentence starting with the provided letters.

Revision Term 2

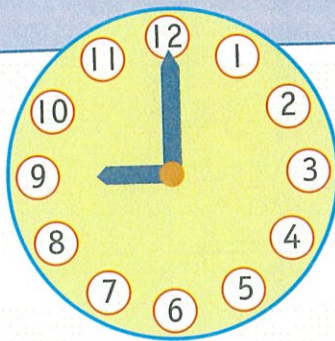
6 How much?



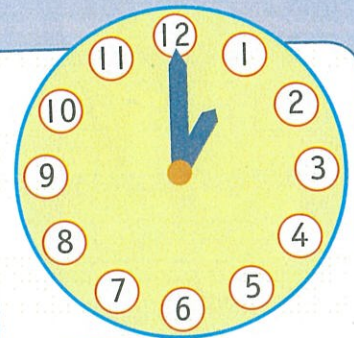
7 What time is it?



o'clock



o'clock




o'clock



o'clock

8 How many?



cones

cubes

cylinders

9 How many fingers?





FLYING FOX



Name: _____

Date: _____

Write a sentence using this beginning: (then add another sentence)

Does your statement have:

- Capital letters,
- full stops,
- spaces
- makes sense
- a subject
- a verb

Did you:


- use letter sounds to help you write words
- Hold your pencil the correct way

Self Assessment Emoji


How I feel about my work

Peer Assessment Emoji

How my friend feels about my work




The volcano




Handwriting practice area with a grid and dotted lines for tracing the word 'The volcano'.

10 Sleep-over



Here is the plan for the school sleep-over.



Friday, 6th of March

- | | |
|----------------------|---|
| 4 o'clock | Games in the yard. |
| 5 o'clock | Quiet time. Reading and drawing. |
| 6 o'clock | Dinner in Mrs White's room. |
| $\frac{1}{2}$ past 6 | Story read by Mr Wells. |
| 7 o'clock | Games in the hall. |
| $\frac{1}{2}$ past 7 | Singing with Ms Herd. |
| 8 o'clock | Little concert |
| $\frac{1}{2}$ past 8 | Ready for bed. Go to the toilet. Clean teeth. |
| 9 o'clock | Time for sleep. Lights out. |

Saturday, 7th of March

- | | |
|----------------------|---|
| 7 o'clock | Get up. Go to the toilet. Have a shower. Get dressed. |
| 8 o'clock | Breakfast |
| $\frac{1}{2}$ past 8 | Clean teeth. Pack up sleeping bags and clothes. |
| 9 o'clock | Parents pick up children. |

Make a list

Make a list of the things you would have to take to school for the sleep-over.



Picture diary

The children had to make a picture diary of some of the things they did on the sleep-over. Draw some pictures to show what happened.

4 o'clock	6 o'clock
$\frac{1}{2}$ past 7	9 o'clock

Finish the diary

Try to use a different word for each space.

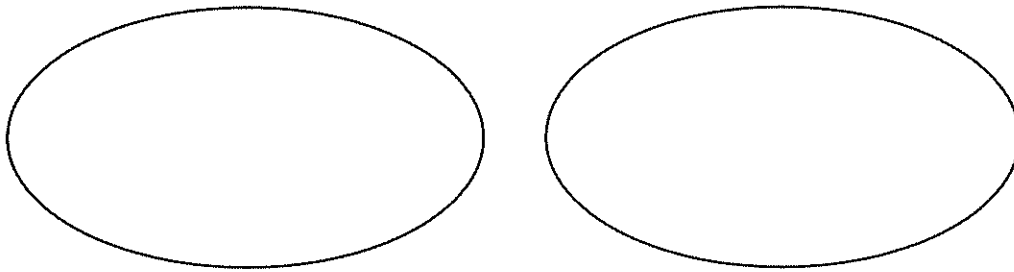


We had a _____ time at the sleep-over.
We played some _____ games. The food
was _____ too. Ms Herd played some
_____ songs. My friend Jodie was _____
and had to go home.

Multiplication – equal groups

1 Draw and finish the number facts.

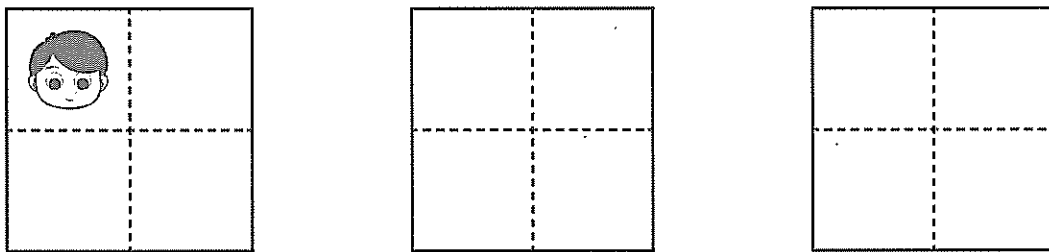
a Draw 3 cupcakes on each plate.



How many cakes?

groups of  is  altogether.


b Draw 4 faces in each window.



How many faces?

groups of  is  altogether.

c Draw 2 cats on each mat.



How many cats?

groups of  is  altogether.



Name: _____

Date: _____

Write a sentence using this beginning: (then add another sentence)

Does your statement have:

- Capital letters,
- full stops,
- spaces
- makes sense
- a subject
- a verb

Did you:

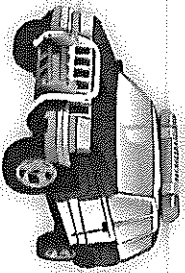

- use letter sounds to help you write words
- Hold your pencil the correct way

Self Assessment Emoji

How I feel about my work

Peer Assessment Emoji

How my friend feels about my work



The police car

A large writing area with a grid of horizontal and vertical lines, intended for students to practice writing the sentence 'The police car' and add another sentence.

ring sing swing wing
king bring sting sling

1 Write the **ing** words that match the pictures.



2 Choose a list word to finish each sentence. Draw a picture to match a sentence.

His arm is in a _____ .

I will _____ my bat and ball to the park.

We like to _____ at school.

3 Can you find the list words hidden in the box? Write them down.

c	b	r	i	n	g
a	s	i	n	g	r
s	t	i	n	g	m
e	l	w	i	n	g
k	i	n	g	w	o
w	s	l	i	n	g

4 Put the missing vowel in each of these words.



w _ _ ng



sl _ _ ng



r _ _ ng



k _ _ ng



sw _ _ ng

Multiplication – groups and arrays


You will need:  pencils  counters  a partner

What to do:

Work with your partner to find solutions for the following problems. Use counters or draw pictures to help.

- a** There are 5 sail boats at sea. Each boat carries 3 sailors. How many sailors are at sea?
- b** 1F line up after lunch in pairs. There are 8 sets of pairs. How many students in 1F?
- c** 1F have planted a flower garden. They have planted 5 flowers in each row. There are 15 flowers altogether. How many rows are there?

**You're the
best Pop!**



Made with love by:

www.castleandkite.com

**Dad, you're
the COOLEST!**

Made with love by:

www.castleanndkite.com

