
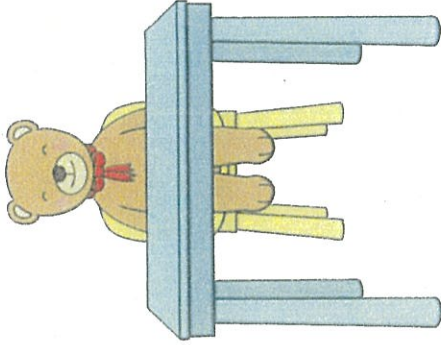



Teddy is between the box and table.



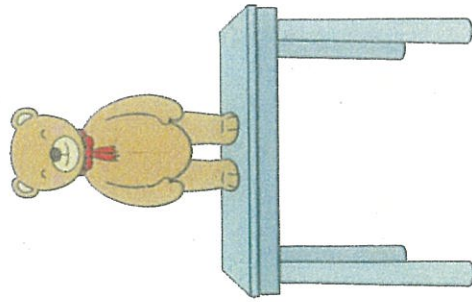
Teddy is in the box.



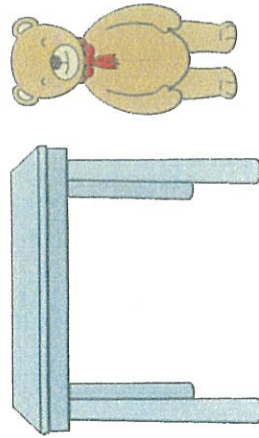
Teddy is at the table.



Teddy is under the table.



Teddy is on the table.




Teddy is beside the table.



Teddy Position Cards


What's the Position?

Cut and paste the correct words to describe the position.




The bear is

the table.



The duck is

the grass.



The turtle is

its shell.



The frog is

of the lily pad.

under

on top

inside

between

1

2

3

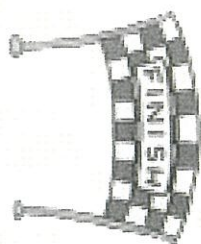
4

5

6



Domino Parking Lot



7

8

9

10

11



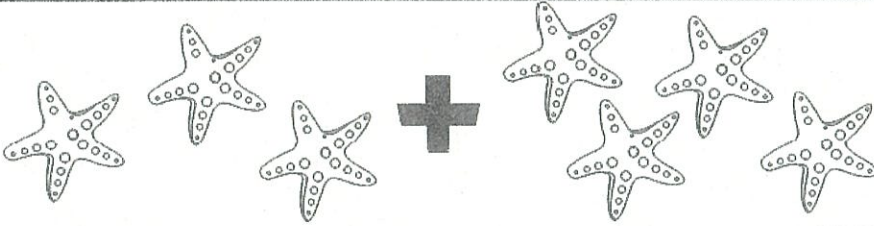


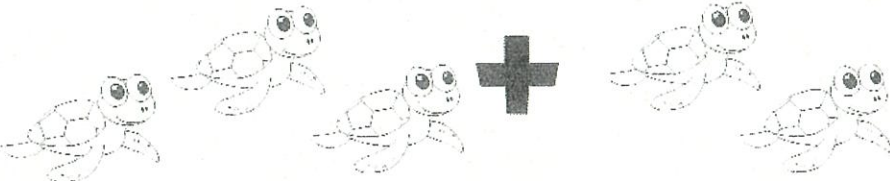
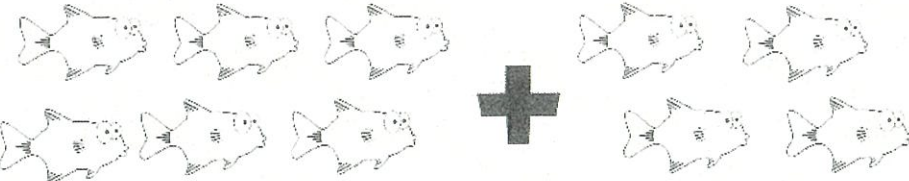
12

Name: _____

Date: _____

Marine Animal Addition

Count the animals!




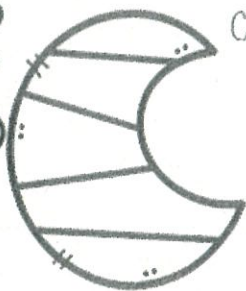
 + =	
 + =	
 + =	
 + =	
 + =	
 + =	
 + =	

Name: _____

Parts of a Book



Cut and paste the labels for each part of the book.



© 2018, Twinning Path Academy

Front Cover

Spine

Pages

Title

Illustration

Back Cover

Name: _____

Before and After Numbers

Write the numbers that come before and after.

	8	
--	---	--

	1	
--	---	--

	5	
--	---	--

	6	
--	---	--

	7	
--	---	--

	2	
--	---	--

	4	
--	---	--

	3	
--	---	--

	9	
--	---	--

	10	
--	----	--

	12	
--	----	--


	13	
--	----	--


	14	
--	----	--

	11	
--	----	--


My Healthy Lunchbox

Can you put a healthy lunch in your lunchbox?







My Weather Report




Observe the weather each day and draw a weather symbol to describe the weather that you observe in the morning and afternoon.

	Monday	Tuesday	Wednesday	Thursday	Friday
Morning					
Afternoon					





$$\square + \square = \square$$



1	2	3	4	5	6
1	2	3	4	5	6
1	2	3	4	5	6
7	8	9	10	11	12

Name _____

Date _____

Picture Addition

Add the two groups to find out how many items there are altogether.

$$3 \text{ bees} + 2 \text{ bees} = \underline{\hspace{2cm}}$$

$$3 \text{ ducks} + 3 \text{ ducks} = \underline{\hspace{2cm}}$$

$$5 \text{ elephants} + 2 \text{ elephants} = \underline{\hspace{2cm}}$$

$$4 \text{ stars} + 4 \text{ stars} = \underline{\hspace{2cm}}$$

$$3 \text{ suns} + 1 \text{ sun} = \underline{\hspace{2cm}}$$


$$6 \text{ bananas} + 4 \text{ bananas} = \underline{\hspace{2cm}}$$









Name: _____ Date: _____


Cut and Paste Numbers

1-10







Name: _____

Date: _____

Cut and Paste Numbers

1-20

1	2		4	5		7	8		
			13	14		16		19	


20	9	11	3	18
6	10	15	17	12

Name: _____

Date: _____

Label the Body Parts

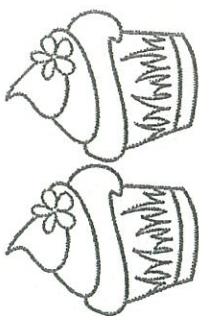
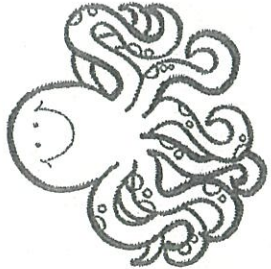

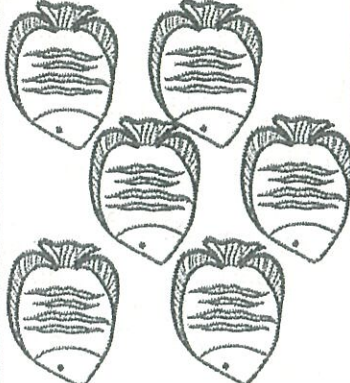

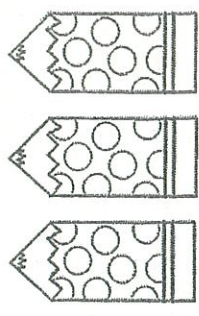
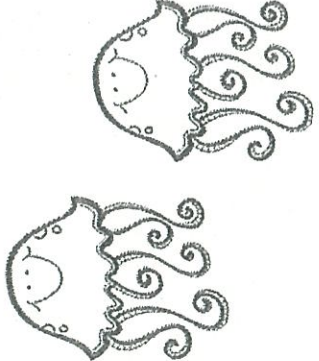
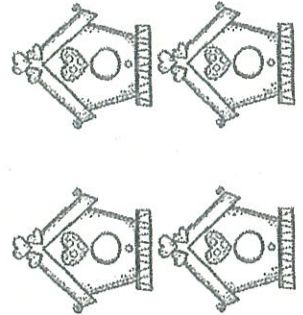

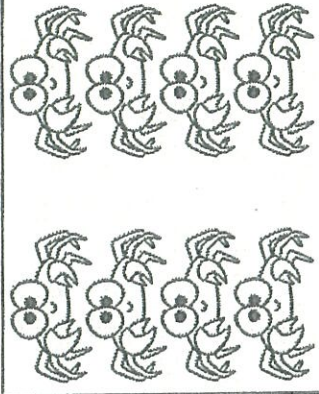
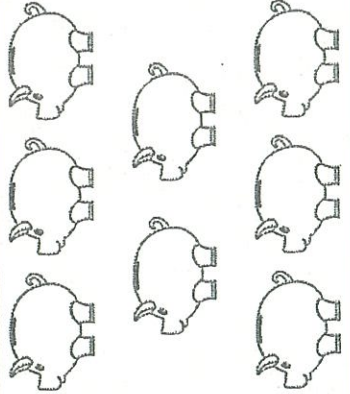
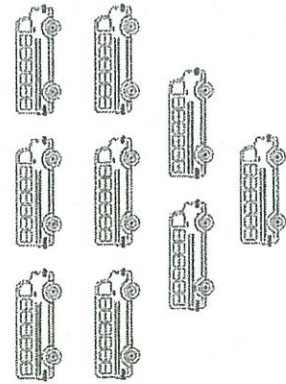
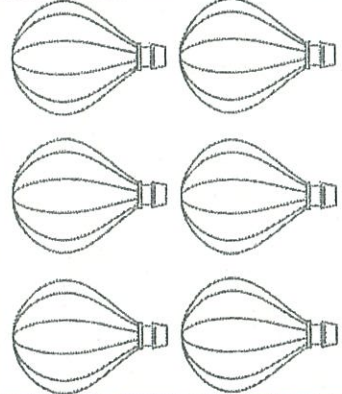

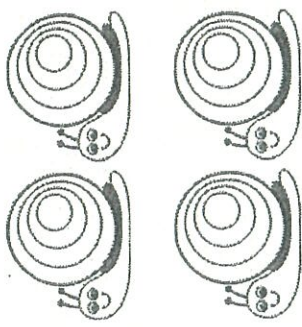
Cut out each word and match it to the correct body part.




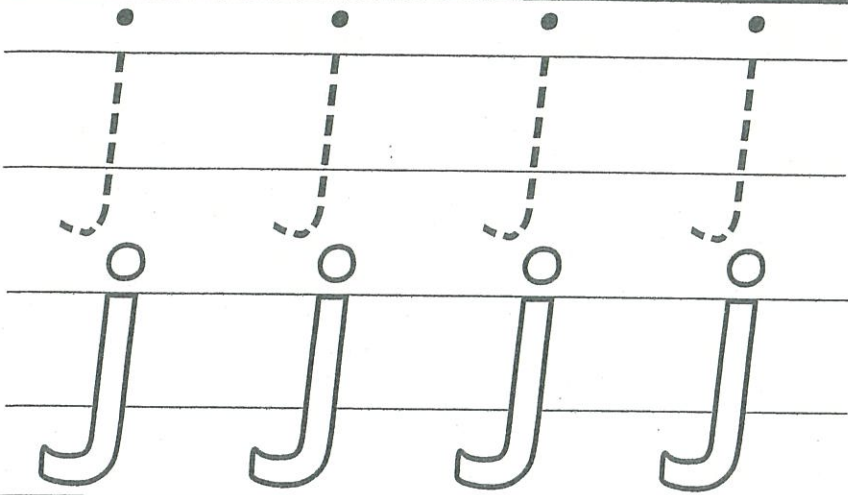
hand	leg	eyes	ears
head	arm	mouth	foot




How many in each box?

Trace the j sounds.



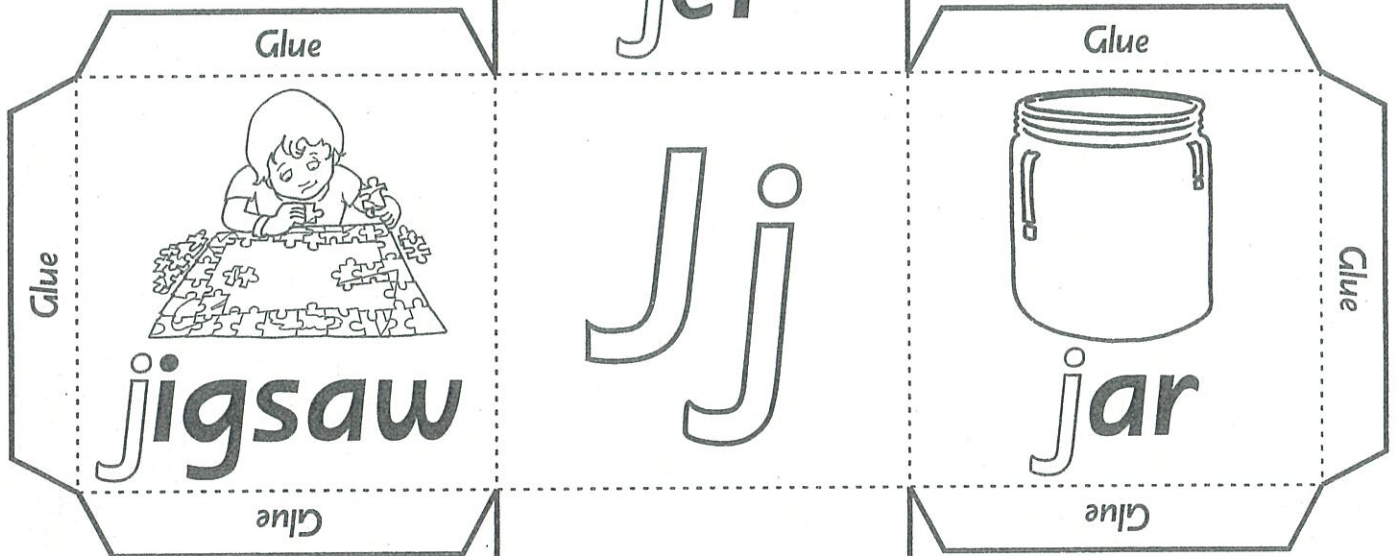


Colour the pictures that start with j.







Trace the jellybeans, colour them and count them.
Read the sentence and trace the j sounds.



There are jellybeans in the jars.



-  Colour in the big Jj sounds.
-  Colour the j pictures.
-  Trace over the j sounds in the words.
-  Draw your own j picture in the blank square.

Cut along the straight lines and fold along the dotted lines. Glue it together to make a cube.

Add.

$$2 + 6 = \boxed{}$$

$$6 + 4 = \boxed{}$$

$$2 + 7 = \boxed{}$$

$$3 + 6 = \boxed{}$$

$$2 + 8 = \boxed{}$$



Count how many in each group. Write the numbers in the boxes.

$5 + 2 = \square$

$4 + 3 = \square$

$1 + 6 = \square$


Find and Write the 'ie' Words



Write the words and then colour the pictures with an 'ie' sound in them.



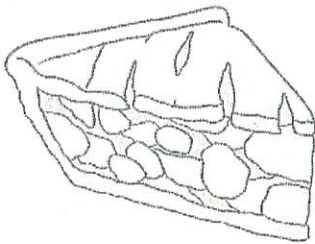
t	
---	--



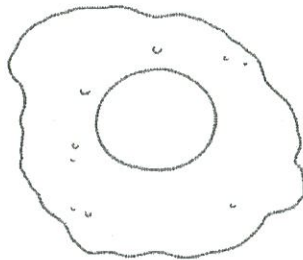
p		g
---	--	---



c	r		d
---	---	--	---



p	
---	--




f	r		d
---	---	--	---



d	
---	--



d	r		d
---	---	--	---




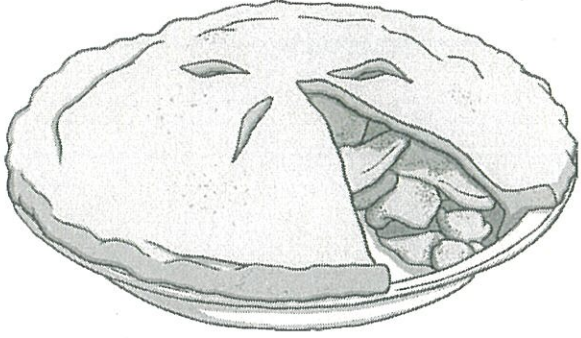


s		n
---	--	---



m		th
---	--	----

ie Words Cut and Paste

Can you make words to match the pictures?

fr	t	ie	p	ie
ie	s	ie	fl	s